

Your EEG at NNA

What our patients need to know

**Central Scheduling for all Locations:
330-572-1011 ext.135**

EEGs are performed at these NNA offices

West Akron - Main Office

701 White Pond Drive, Suite 300, Akron, OH 44320
330.572.1011 • FAX 330.572.1018

Green

1700 Boettler Road, Suite 250, Uniontown, OH 44685
330.899.5730 • Fax: 330.899.0522

Hudson

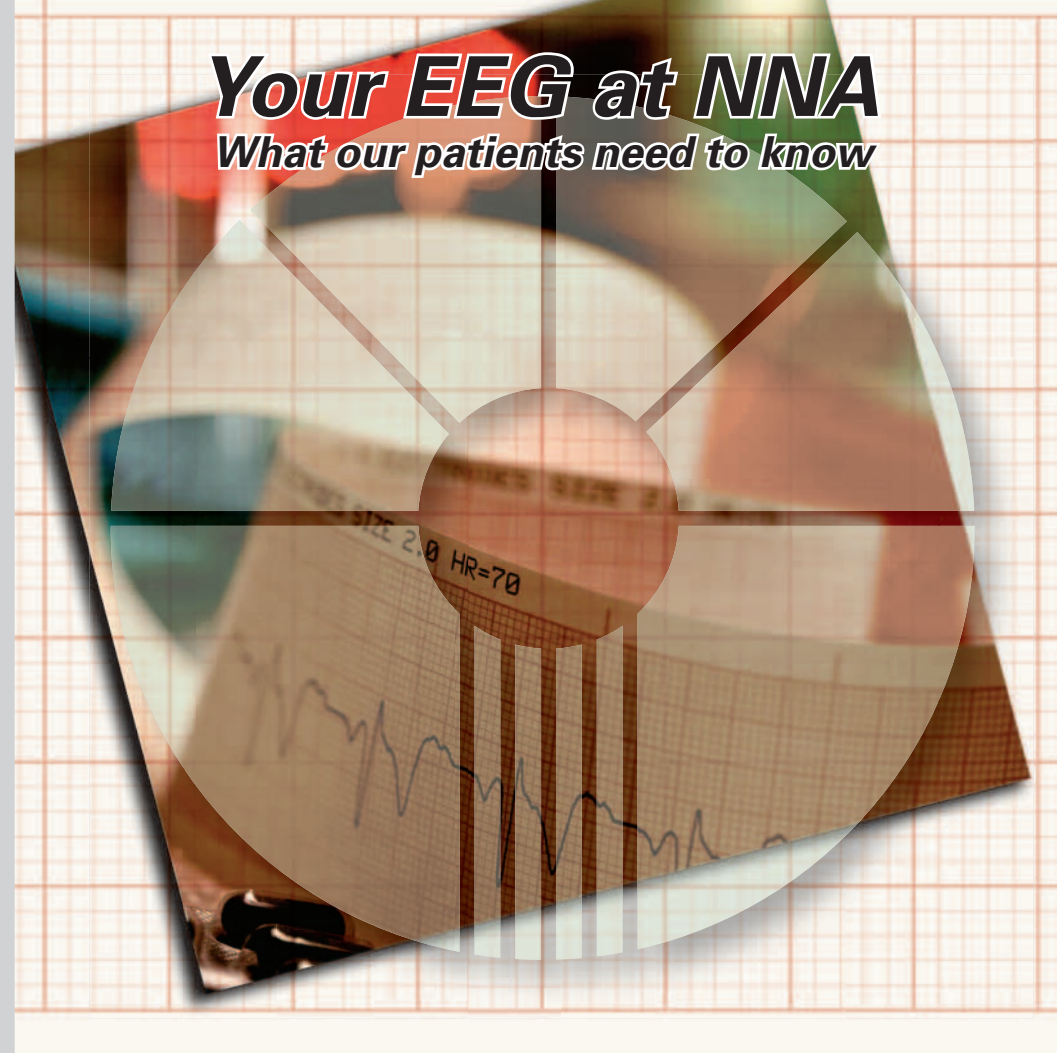
The Health Center at Western Reserve
5655 Hudson Dr., Suite 110, Hudson, OH 44236
330.342.4020 • Fax: 330.342.4040

Medina

3985 Medina Road, Suite 200, Medina, OH 44256
330.723.2700 • Fax: 330.723.2709

Ravenna

Robinson Memorial Hospital Professional Building
6847 N. Chestnut Street, Suite 330, Ravenna, OH 44266
330.296.8048 • Fax: 330.296.8208



**NEUROLOGY &
NEUROSCIENCE
ASSOCIATES, INC.**

www.nnadoc.com



**NEUROLOGY &
NEUROSCIENCE
ASSOCIATES, INC.**

www.nnadoc.com

Your EEG at NNA



What is an EEG?

An EEG (electroencephalogram) is the recording of the electrical activity in your brain; it measures brain

waves. It does not measure intelligence nor can it “read your mind,” but allows your physician to study a series of small electrical fluctuations produced by the brain and recorded in state-of-the-art digital equipment.

What is the preparation for the exam?

Your hair and scalp should be clean and dry. No oils, hairspray, gels or mousse should be applied. Please take out any braids, wigs, weaves or hairpins. These items can cause interference in the exam. We recommend a button-up shirt as you will not be able to pull anything over your head. If you are scheduled for a sleep deprived EEG, please read the additional instructions at far right.

When do I receive my results?

The results of your exam will be given to your physician to read and interpret. He or she will go over these results with you at your scheduled follow-up appointment. Please make sure that this follow-up appointment is scheduled for you after the test. If results show that immediate medical attention is necessary, a physician will contact you.

What occurs during the exam?

Routine EEG


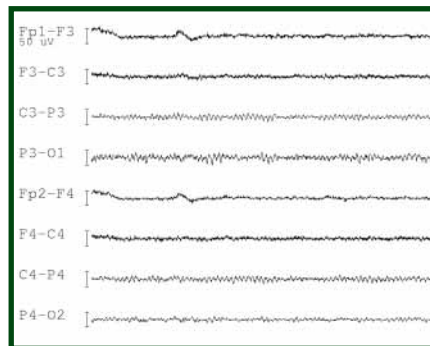
A cap of elastic material is placed on your head. Through small holes, the skin under

the cap is then slightly roughened in order to remove all hair oils. Twenty small disks or electrodes are attached to the cap, one to each ear, and one to the chest. This examination is usually completed in one hour. During this time it is important to remain still as extreme movement could alter the results of the test.

24-, 48- and 72-Hour Ambulatory EEG

Approximately 18 small disks or electrodes are attached to your scalp with a small amount of glue. The skin will be slightly roughened in order to remove hair oils before the electrodes are applied. The wires attached to the electrodes are combined behind your head and wrapped in gauze to keep them tightly wound. Along with the electrodes attached to your scalp, two EKG electrodes will be attached to your mid-upper chest and left rib cage. The electrode wires attach to a recording device that is placed on a belt around your waist.

This form of EEG allows you to leave the testing facility and continue doing your daily routine. You will wear the equipment for either 24, 48 or 72 hours, as



ordered by your physician. During the test time, you will be keeping a written diary of your activities and symptoms.

This equipment is highly specialized and expensive, so your cooperation with responsible protection and use of the equipment while in your possession is appreciated. Any deliberate or careless destruction of the equipment or wires may become your responsibility.

Sleep Deprived EEG

It is required for you to be awake from midnight the night before, until the time of your test. This is necessary because you need to be able to fall asleep during the test for it to be valid. Please do not ingest any caffeine (coffee, tea, chocolate) after midnight the night prior to your exam. Eat your normal diet and take any medication as prescribed.

NNA recommends that you have someone drive you to this test.

A cap of elastic material is placed on your head. Through small holes, the skin under the cap is then slightly roughened in order to remove all the hair oil. Twenty small disks or electrodes are attached to the cap. This examination is usually completed in one hour and is painless. During this time it is important to remain still, as extreme movement could alter the results of the test.

My Appointment
(Date, time, location)

Type of EEG scheduled
(Circle one)

Routine EEG

Sleep-deprived EEG

24-, 48-, 72-hour ambulatory EEG